
















Brevard Church Softball Leaders

Saturday, April 21, 2012

3:36:17 PM





















Player_Name	G	AB	R	H	BB	2B	3B	HR	RBI	TB	AVG	OBP	SLG	OPS	PO	A	E	FP	RF
-------------	---	----	---	---	----	----	----	----	-----	----	-----	-----	-----	-----	----	---	---	----	----

The House

	Baez, Efrain	13	48	21	23	1	1	2	0	8	29	0.479	0.490	0.583	1.073	22	3	2	0.926	1.923
	Bristol, John	18	54	13	17	2	0	0	0	12	19	0.315	0.339	0.315	0.654	21	2	1	0.958	1.278
	Colon, Charlie	12	35	10	16	1	0	0	0	9	17	0.457	0.472	0.457	0.929	17	4	2	0.913	1.750
	DelValle, Jesus	18	45	12	20	2	1	0	0	11	23	0.444	0.468	0.467	0.935	23	12	2	0.946	1.944
	DelValle, Xavier	9	25	15	14	2	1	0	0	16	17	0.560	0.593	0.600	1.193	15	0	1	0.938	1.667
	Enriquez, Jesus	16	57	30	29	0	1	5	2	10	46	0.509	0.509	0.807	1.316	33	4	2	0.949	2.313
	Guadalupe, Luis	13	33	10	15	3	0	0	0	9	18	0.455	0.500	0.455	0.955	38	0	1	0.974	2.923
	Martinez, Ramon	16	54	22	32	0	1	0	1	22	36	0.593	0.593	0.667	1.259	39	25	6	0.914	4.000
	Morales, Sal	9	23	3	9	1	0	0	0	1	10	0.391	0.417	0.391	0.808	11	0	2	0.846	1.222
	Ramos, Alex	10	25	5	6	4	1	0	0	3	11	0.240	0.345	0.280	0.625	4	3	1	0.875	0.700
	Rosario, Omar	11	35	13	15	3	0	0	0	6	18	0.429	0.474	0.429	0.902	22	7	2	0.935	2.636
	Ureña, Sixto	20	70	37	39	1	7	0	1	26	50	0.557	0.563	0.700	1.263	29	27	3	0.949	2.800
	Vargas, Jose	20	57	20	31	3	3	0	0	12	37	0.544	0.567	0.596	1.163	15	5	2	0.909	1.000
	Vazquez, Ivan	20	64	17	33	2	1	2	0	18	40	0.516	0.530	0.594	1.124	27	4	1	0.969	1.550
	Vega, Samuel	11	28	6	15	0	2	0	0	8	17	0.536	0.536	0.607	1.143	10	2	1	0.923	1.091
15		216	653	234	314	25	19	9	4	171	388	0.481	0.500	0.556	1.056	326	98	29	0.936	1.963


















Player_Name	G	AB	R	H	BB	2B	3B	HR	RBI	TB	AVG	OBP	SLG	OPS	PO	A	E	FP	RF
-------------	---	----	---	---	----	----	----	----	-----	----	-----	-----	-----	-----	----	---	---	----	----

Promiseland

	Bert, Justin	13	33	13	16	0	0	1	2	14	24	0.485	0.485	0.727	1.212	12	2	0	1.000	1.077
	Brigham, JB	22	65	27	34	2	1	0	0	9	37	0.523	0.537	0.538	1.076	21	6	4	0.871	1.227
	Burrows, Al	14	32	8	11	0	0	1	0	6	13	0.344	0.344	0.406	0.750	8	3	0	1.000	0.786
	Burrows, RichardSr	15	44	23	23	2	2	0	0	5	27	0.523	0.543	0.568	1.112	27	17	4	0.917	2.933
	Chance, Dee	12	36	10	14	1	2	1	0	7	19	0.389	0.405	0.500	0.905	10	9	2	0.905	1.583
	Corns, Mark	19	54	10	16	2	1	1	0	10	21	0.296	0.321	0.352	0.673	22	4	2	0.929	1.368
	Corns, Robby	19	60	30	35	1	4	1	1	11	45	0.583	0.590	0.733	1.323	34	2	0	1.000	1.895
	Flanary, Toby	3	8	0	1	0	0	0	0	0	1	0.125	0.125	0.125	0.250	1	0	2	0.333	0.333
	Gallentine, Tommy	20	55	10	22	1	2	0	0	17	25	0.400	0.411	0.436	0.847	37	8	6	0.882	2.250
	Gibson, Chaz	16	45	14	21	2	2	0	0	12	25	0.467	0.489	0.511	1.000	22	3	4	0.862	1.563
	Gibson, Chuck	18	48	18	28	4	2	2	0	16	38	0.583	0.615	0.708	1.324	55	7	2	0.969	3.444
	Gormley, Brandon	24	52	12	19	10	0	0	0	11	29	0.365	0.468	0.365	0.833	14	1	2	0.882	0.625
	Hausmann, Deric	2	7	2	2	0	0	0	0	1	2	0.286	0.286	0.286	0.571	11	0	0	1.000	5.500
	Jones, Larry	9	26	4	5	2	0	0	0	0	7	0.192	0.250	0.192	0.442	9	1	1	0.909	1.111
	Lheureux, Cliff	22	66	15	28	0	0	0	0	13	28	0.424	0.424	0.424	0.848	43	15	7	0.892	2.636
	Perez, Dave	2	6	2	3	0	0	0	0	0	3	0.500	0.500	0.500	1.000	1	0	0	1.000	0.500
	Scarfone, Rob	11	31	4	10	0	1	0	0	2	11	0.323	0.323	0.355	0.677	11	5	2	0.889	1.455
	Vega, NickJr	6	16	4	6	1	0	0	0	1	7	0.375	0.412	0.375	0.787	5	0	1	0.833	0.833
	Walko, Woody	8	22	4	8	0	0	0	0	1	8	0.364	0.364	0.364	0.727	15	0	0	1.000	1.875
	Wright, Gary	6	16	5	8	0	0	0	0	2	8	0.500	0.500	0.500	1.000	7	12	2	0.905	3.167
20		261	722	215	310	28	17	7	3	138	378	0.429	0.451	0.485	0.935	365	95	41	0.918	1.762

















Player_Name	G	AB	R	H	BB	2B	3B	HR	RBI	TB	AVG	OBP	SLG	OPS	PO	A	E	FP	RF
-------------	---	----	---	---	----	----	----	----	-----	----	-----	-----	-----	-----	----	---	---	----	----

Peace Lutheran

 Coloredo, Joel	14	38	17	22	4	1	3	0	2	33	0.579	0.619	0.763	1.382	14	10	2	0.923	1.714
 Fortner, Dave	20	57	16	28	2	2	4	2	13	46	0.491	0.508	0.772	1.280	26	4	1	0.968	1.500
 Gilbert, Daniel	18	52	6	17	1	0	2	0	11	22	0.327	0.340	0.404	0.743	42	1	4	0.915	2.389
 Herd, Robert	20	59	20	28	3	3	2	0	14	38	0.475	0.500	0.593	1.093	31	37	3	0.958	3.400
 Maples, Cathy	15	36	8	14	7	0	0	0	8	21	0.389	0.488	0.389	0.877	2	0	1	0.667	0.133
 McPhilamy, Charlie	16	52	22	23	1	2	0	1	12	29	0.442	0.453	0.538	0.991	28	0	0	1.000	1.750
 McVey, Brian	8	25	8	15	1	0	0	0	6	16	0.600	0.615	0.600	1.215	7	2	0	1.000	1.125
 Miner, Damon	10	28	14	13	2	5	1	0	7	22	0.464	0.500	0.714	1.214	21	14	5	0.875	3.500
 Moran, Jim	14	37	6	16	0	1	0	0	6	17	0.432	0.432	0.459	0.892	13	8	5	0.808	1.500
 Perez, Dave	8	25	6	16	0	0	0	0	5	16	0.640	0.640	0.640	1.280	14	3	0	1.000	2.125
 Ramsey, Chris	8	22	10	12	2	1	1	2	12	23	0.545	0.583	0.955	1.538	12	3	1	0.938	1.875
 Ramsey, James	4	11	4	5	0	0	0	0	0	5	0.455	0.455	0.455	0.909	3	0	0	1.000	0.750
 Rapaka, Shawn	22	59	10	21	4	1	0	0	6	26	0.356	0.397	0.373	0.770	14	0	0	1.000	0.636
 Roberts, Rich	18	57	19	36	1	5	1	0	17	44	0.632	0.638	0.754	1.392	12	11	2	0.920	1.278
 Saunders, Malcolm	4	9	3	5	0	2	0	0	2	7	0.556	0.556	0.778	1.333	0	0	0		0.000
 Self, Ethan	9	25	12	14	1	3	0	0	3	18	0.560	0.577	0.680	1.257	15	0	0	1.000	1.667
 Wainikainen, Paul	22	61	13	32	2	3	0	0	10	37	0.525	0.540	0.574	1.113	24	17	3	0.932	1.864
17	230	653	194	317	31	29	14	5	134	420	0.485	0.509	0.596	1.104	278	110	27	0.935	1.687

Player_Name	G	AB	R	H	BB	2B	3B	HR	RBI	TB	AVG	OBP	SLG	OPS	PO	A	E	FP	RF
-------------	---	----	---	---	----	----	----	----	-----	----	-----	-----	-----	-----	----	---	---	----	----















Latter Day Saints

	Andrews, Dennis J	4	8	5	5	1	2	1	1	8	13	0.625	0.667	1.500	2.167	8	0	1	0.889	2.000
	Brzuchalski, Matt	2	6	3	3	0	0	0	0	2	3	0.500	0.500	0.500	1.000	2	4	0	1.000	3.000
	Critchfield, Carl	19	59	20	31	1	3	1	1	14	40	0.525	0.533	0.661	1.194	41	16	4	0.934	3.000
	Dobson, Mike	10	24	0	5	1	0	0	0	6	0.208	0.240	0.208	0.448	7	0	1	0.875	0.700	
	Domino, Stanley Jr	2	5	1	3	0	0	1	0	1	5	0.600	0.600	1.000	1.600	2	0	1	0.667	1.000
	Flamm, Russell	18	58	24	29	5	3	0	0	8	37	0.500	0.540	0.552	1.091	40	29	7	0.908	3.833
	Jarvis, Phillip	12	33	5	11	1	0	1	0	8	14	0.333	0.353	0.394	0.747	5	1	1	0.857	0.500
	Jones, Lance	18	48	18	24	5	3	1	1	15	37	0.500	0.547	0.667	1.214	23	7	5	0.857	1.667
	Jorgensen, Danny	6	17	8	9	2	1	0	0	1	12	0.529	0.579	0.588	1.167	10	12	1	0.957	3.667
	Landress, Kevin Jr	16	40	11	21	5	2	2	0	5	32	0.525	0.578	0.675	1.253	31	4	6	0.854	2.188
	Landress, Kevin Sr	20	57	17	23	4	3	0	0	14	30	0.404	0.443	0.456	0.899	32	20	2	0.963	2.600
	Lorance, Curtis	2	4	2	3	1	0	0	0	2	4	0.750	0.800	0.750	1.550	0	0	0		0.000
	Marcos, Sarah	18	41	4	9	3	0	0	0	3	12	0.220	0.273	0.220	0.492	23	1	1	0.960	1.333
	Menzie, Matthew	8	22	4	13	0	0	0	0	5	13	0.591	0.591	0.591	1.182	11	0	1	0.917	1.375
	Paxton, Greg	20	56	23	25	3	3	1	0	16	33	0.446	0.475	0.536	1.010	44	4	2	0.960	2.400
	Pierce, Tyler	8	21	7	13	1	0	0	0	12	14	0.619	0.636	0.619	1.255	10	2	3	0.800	1.500
	Spearrin, Kyle	6	16	1	6	0	1	0	0	4	7	0.375	0.375	0.438	0.813	5	0	0	1.000	0.833
	Tucker, Caleb	6	14	2	3	1	0	0	1	4	7	0.214	0.267	0.429	0.695	6	4	2	0.833	1.667
	Turley, Joe	1	3	1	1	0	0	0	0	1	0.333	0.333	0.333	0.667	1	0	0	1.000	1.000	
	Vanhorn, Jeff	2	6	0	3	0	0	0	0	1	3	0.500	0.500	0.500	1.000	0	0	0		0.000

20	198	538	156	240	34	21	8	4	123	323	0.446	0.479	0.537	1.016	301	104	38	0.914	2.045
-----------	------------	------------	------------	------------	-----------	-----------	----------	----------	------------	------------	--------------	--------------	--------------	--------------	------------	------------	-----------	--------------	--------------

Player_Name	G	AB	R	H	BB	2B	3B	HR	RBI	TB	AVG	OBP	SLG	OPS	PO	A	E	FP	RF
-------------	---	----	---	---	----	----	----	----	-----	----	-----	-----	-----	-----	----	---	---	----	----


















High Impact

	Britton, Matthew	19	51	8	16	1	0	0	0	8	17	0.314	0.327	0.314	0.641	23	2	2	0.926	1.316
	Cercone, George	22	52	6	19	0	0	0	0	7	19	0.365	0.365	0.365	0.731	17	0	2	0.895	0.773
	Covino, Philip	20	52	23	18	9	0	0	0	3	27	0.346	0.443	0.346	0.789	29	14	3	0.935	2.150
	D'Amato, Guy	22	56	9	27	5	0	0	0	18	32	0.482	0.525	0.482	1.007	15	22	2	0.949	1.682
	Gagnon, Alan	16	41	13	14	3	0	0	0	7	17	0.341	0.386	0.341	0.728	18	0	1	0.947	1.125
	Gagnon, Justin	20	49	12	14	1	0	1	0	6	17	0.286	0.300	0.327	0.627	41	0	1	0.976	2.050
	Gagnon, Shawn	22	61	22	30	4	0	1	0	21	36	0.492	0.523	0.525	1.048	43	37	7	0.920	3.636
	Green, Eddie	14	36	10	17	1	0	0	0	5	18	0.472	0.486	0.472	0.959	16	4	2	0.909	1.429
	Hock, Reilly	22	53	11	19	3	0	0	0	8	22	0.358	0.393	0.358	0.751	19	1	1	0.952	0.909
	Kuruga, Todd	10	25	11	11	0	0	1	1	10	16	0.440	0.440	0.640	1.080	15	13	1	0.966	2.800
	Macchione, Justin	16	44	15	19	1	0	0	1	13	23	0.432	0.444	0.500	0.944	44	5	1	0.980	3.063
	Maldonado, GilJr	22	54	11	17	2	0	0	0	13	19	0.315	0.339	0.315	0.654	24	0	3	0.889	1.091
	Mercado, Luis	18	52	23	25	6	1	2	2	13	42	0.481	0.534	0.692	1.227	40	1	3	0.932	2.278
	Migliara, Mike	8	21	6	5	1	1	0	0	4	7	0.238	0.273	0.286	0.558	11	0	1	0.917	1.375

14 251 647 180 251 37 2 5 4 136 312 0.388 0.421 0.425 0.846 355 99 30 0.938 1.809














Player_Name	G	AB	R	H	BB	2B	3B	HR	RBI	TB	AVG	OBP	SLG	OPS	PO	A	E	FP	RF
-------------	---	----	---	---	----	----	----	----	-----	----	-----	-----	-----	-----	----	---	---	----	----

Grace Church

 Clymo, Scott	6	16	7	6	2	0	1	0	6	10	0.375	0.444	0.500	0.944	12	4	0	1.000	2.667
 Courtney, John	16	46	16	24	2	0	0	1	15	29	0.522	0.542	0.587	1.129	17	4	1	0.955	1.313
 Crews, Jake	20	66	13	26	0	2	0	0	13	28	0.394	0.394	0.424	0.818	52	2	2	0.964	2.700
 Donald, Keith	8	24	9	11	0	4	0	0	6	15	0.458	0.458	0.625	1.083	15	0	0	1.000	1.875
 Donald, Kerri	2	5	1	3	0	0	0	0	1	3	0.600	0.600	0.600	1.200	0	0	0		0.000
 Falcone, Anthony	13	34	12	14	1	1	0	0	9	16	0.412	0.429	0.441	0.870	16	0	1	0.941	1.231
 Guttieri, Mikey	18	58	30	28	5	2	0	2	18	41	0.483	0.524	0.621	1.144	26	6	3	0.914	1.778
 Hall, Ethan	18	50	19	24	1	2	0	1	13	30	0.480	0.490	0.580	1.070	14	0	2	0.875	0.778
 Hamilton, TJ	16	51	21	31	4	3	0	1	16	41	0.608	0.636	0.725	1.362	17	25	5	0.894	2.625
 Kaczinski, James	16	53	33	32	3	2	1	2	10	45	0.604	0.625	0.792	1.417	27	20	5	0.904	2.938
 Manning, Ryan	4	15	4	7	1	1	0	0	3	9	0.467	0.500	0.533	1.033	11	0	0	1.000	2.750
 Olinski, Aaron	10	31	19	20	4	2	0	1	20	29	0.645	0.686	0.806	1.492	9	6	0	1.000	1.500
 Otwell, Krystofer	20	68	31	42	1	7	5	3	37	69	0.618	0.623	1.000	1.623	30	16	3	0.939	2.300
 Rathbun, Adam	20	63	22	34	4	2	0	0	15	40	0.540	0.567	0.571	1.139	26	0	2	0.929	1.300
 Schreoder, Daniel	17	56	22	32	1	5	6	3	25	59	0.571	0.579	1.036	1.615	26	5	4	0.886	1.824
 Scott, Marlo	3	8	2	2	0	0	0	0	1	2	0.250	0.250	0.250	0.500	1	0	0	1.000	0.333
 Shelly, Ryan	16	51	22	26	1	2	0	1	15	32	0.510	0.519	0.608	1.127	23	4	1	0.964	1.688
17	223	695	283	362	30	35	13	15	223	498	0.521	0.541	0.673	1.214	322	92	29	0.935	1.857

Player_Name	G	AB	R	H	BB	2B	3B	HR	RBI	TB	AVG	OBP	SLG	OPS	PO	A	E	FP	RF
-------------	---	----	---	---	----	----	----	----	-----	----	-----	-----	-----	-----	----	---	---	----	----















God's Army

	Blair, Adam	19	61	34	32	6	2	3	4	19	58	0.525	0.567	0.852	1.420	46	3	3	0.942	2.579
	Blair, Brian	15	41	12	19	3	0	0	0	9	22	0.463	0.500	0.463	0.963	20	12	5	0.865	2.133
	Blair, Chad	10	24	7	7	3	0	0	0	4	10	0.292	0.370	0.292	0.662	11	0	0	1.000	1.100
	Carmenatty, Joel	17	40	15	20	5	2	1	0	9	29	0.500	0.556	0.600	1.156	14	1	0	1.000	0.882
	Ellis, Chris	18	51	18	26	3	4	1	0	7	35	0.510	0.537	0.627	1.164	19	1	4	0.833	1.111
	Franklin, Chip	14	37	13	21	1	0	1	0	11	24	0.568	0.579	0.622	1.201	24	1	6	0.806	1.786
	Sersen, Daniel	15	42	18	22	5	0	0	0	9	27	0.524	0.574	0.524	1.098	26	1	3	0.900	1.800
	Sersen, Ernie	15	46	18	25	1	3	0	0	13	29	0.543	0.553	0.609	1.162	29	6	3	0.921	2.333
	Steinmetz, Ken	13	38	8	17	2	2	0	0	12	21	0.447	0.475	0.500	0.975	13	5	3	0.857	1.385
	Steltzer, Gerry	17	52	24	33	0	1	2	0	21	38	0.635	0.635	0.731	1.365	29	17	6	0.885	2.706
	Suazo, Jeff	8	24	11	12	1	1	1	2	8	22	0.500	0.520	0.875	1.395	11	9	2	0.909	2.500
	Szeman, Jeff	20	64	27	33	0	3	0	2	21	42	0.516	0.516	0.656	1.172	30	2	2	0.941	1.600
	Townes, Trevor	4	12	3	6	0	2	0	0	6	8	0.500	0.500	0.667	1.167	5	3	1	0.889	2.000
	Vaughn, Chris	17	52	26	25	1	3	1	5	27	46	0.481	0.491	0.865	1.356	33	22	6	0.902	3.235

14 202 584 234 298 31 23 10 13 176 411 0.510 0.535 0.651 1.186 310 83 44 0.899 1.946




Player_Name	G	AB	R	H	BB	2B	3B	HR	RBI	TB	AVG	OBP	SLG	OPS	PO	A	E	FP	RF
-------------	---	----	---	---	----	----	----	----	-----	----	-----	-----	-----	-----	----	---	---	----	----

Fountain of Life

	Gonnelly, Anthony	6	17	1	8	1	1	1	0	4	12	0.471	0.500	0.647	1.147	6	0	0	1.000	1.000
	Gonnelly, JamesJr	18	50	11	28	4	4	2	0	16	40	0.560	0.593	0.720	1.313	32	8	3	0.930	2.222
	Gonnelly, Joseph	19	67	26	33	0	1	0	1	14	37	0.493	0.493	0.552	1.045	41	5	3	0.939	2.421
	Gould, Steven	17	47	12	16	2	0	1	0	12	20	0.340	0.367	0.383	0.750	34	0	3	0.919	2.000
	Hoover, Monica	19	46	10	14	8	0	0	0	3	22	0.304	0.407	0.304	0.712	9	2	1	0.917	0.579
	Jeffers, Brian	14	43	11	19	3	2	0	0	11	24	0.442	0.478	0.488	0.967	35	16	2	0.962	3.643
	Kujawski, Dan	9	31	16	13	2	1	0	0	5	16	0.419	0.455	0.452	0.906	14	4	1	0.947	2.000
	Negron, Ricky	6	15	4	6	1	0	0	0	3	7	0.400	0.438	0.400	0.838	0	0	0		0.000
	Pasik, Dylan	18	60	31	33	2	6	2	3	25	54	0.550	0.565	0.867	1.431	40	8	5	0.906	2.667
	Pasik, Jason	1	4	0	0	0	0	0	0	0	0	0.000	0.000	0.000	0.000	3	0	0	1.000	3.000
	Renfro, Jody	14	49	19	29	0	3	2	1	19	39	0.592	0.592	0.796	1.388	18	6	2	0.923	1.714
	Roarke, Chris	4	6	2	3	1	0	0	0	2	4	0.500	0.571	0.500	1.071	5	0	0	1.000	1.250
	Soto, Tito	7	18	4	7	1	0	0	0	1	8	0.389	0.421	0.389	0.810	1	0	0	1.000	0.143
	Soto, Wilson	10	23	4	4	1	0	0	0	1	5	0.174	0.208	0.174	0.382	8	2	0	1.000	1.000
	Washburn, Kyle	19	60	23	35	2	5	1	3	33	53	0.583	0.597	0.850	1.447	24	23	7	0.870	2.474
	15	181	536	174	248	28	23	9	8	149	341	0.463	0.489	0.584	1.073	270	74	27	0.927	1.901













Player_Name	G	AB	R	H	BB	2B	3B	HR	RBI	TB	AVG	OBP	SLG	OPS	PO	A	E	FP	RF
-------------	---	----	---	---	----	----	----	----	-----	----	-----	-----	-----	-----	----	---	---	----	----

First Pentecostal Red

 Chirino, John	14	43	25	22	1	2	4	2	19	39	0.512	0.523	0.884	1.406	31	0	2	0.939	2.214
 DeBolt, Steven	20	76	25	36	3	0	2	2	14	49	0.474	0.494	0.605	1.099	51	2	1	0.981	2.650
 Gibson, Clyde Jr	23	65	25	29	12	2	1	1	20	48	0.446	0.532	0.554	1.086	57	0	3	0.950	2.478
 Holton, Zack	7	21	6	6	3	0	0	0	3	9	0.286	0.375	0.286	0.661	7	2	2	0.818	1.286
 Jones, Elias	19	57	12	21	1	1	0	0	8	23	0.368	0.379	0.386	0.765	10	2	2	0.857	0.632
 McGuire, Dave	20	59	20	31	6	4	0	0	14	41	0.525	0.569	0.593	1.162	12	15	4	0.871	1.350
 McNeil, Milton	19	58	25	28	4	3	0	4	17	47	0.483	0.516	0.741	1.258	39	4	2	0.956	2.263
 Murrillo, Josh	14	47	21	24	1	2	3	2	13	39	0.511	0.521	0.809	1.329	20	16	8	0.818	2.571
 Murrillo, Sabas	1	3	0	1	0	0	0	0	1	1	0.333	0.333	0.333	0.667	1	0	0	1.000	1.000
 Pippin, Brian	20	72	26	32	0	5	2	2	16	47	0.444	0.444	0.653	1.097	21	26	6	0.887	2.350
 Rodriguez, Max	16	53	23	30	3	3	4	3	27	53	0.566	0.589	0.943	1.533	35	4	3	0.929	2.438
 Toups, Tom	17	61	25	28	4	1	1	0	12	35	0.459	0.492	0.508	1.001	37	13	6	0.893	2.941
12	190	615	233	288	38	23	17	16	164	431	0.468	0.499	0.639	1.138	321	84	39	0.912	2.132















Player_Name	G	AB	R	H	BB	2B	3B	HR	RBI	TB	AVG	OBP	SLG	OPS	PO	A	E	FP	RF
-------------	---	----	---	---	----	----	----	----	-----	----	-----	-----	-----	-----	----	---	---	----	----

First Pentecostal Blue

	Allison, Harry	10	28	10	14	3	1	1	0	4	20	0.500	0.548	0.607	1.156	12	2	1	0.933	1.400
	Bailey, Jesse	12	34	8	19	0	4	2	0	11	27	0.559	0.559	0.794	1.353	39	0	1	0.975	3.250
	Bergman, Ryan	20	45	24	21	15	0	1	0	5	38	0.467	0.600	0.511	1.111	41	11	8	0.867	2.600
	Converse, Bruce	2	3	2	1	1	0	0	0	0	2	0.333	0.500	0.333	0.833	2	0	0	1.000	1.000
	Griffin, Kyrion	18	51	13	28	1	1	0	0	9	30	0.549	0.558	0.569	1.126	25	0	3	0.893	1.389
	Ritchey, Tim	16	45	15	31	0	4	0	0	14	35	0.689	0.689	0.778	1.467	14	18	2	0.941	2.000
	Ritchey, Tyler	19	57	21	28	0	4	2	2	29	42	0.491	0.491	0.737	1.228	50	21	8	0.899	3.737
	Ruble, Tony	11	27	5	10	0	0	0	0	4	10	0.370	0.370	0.370	0.741	6	0	2	0.750	0.545
	Simpkins, Lewis	13	39	10	17	4	3	0	0	6	24	0.436	0.488	0.513	1.001	9	6	2	0.882	1.154
	Steele, Reggie	11	29	5	12	1	0	0	0	4	13	0.414	0.433	0.414	0.847	6	0	2	0.750	0.545
	Tomlinson, Donville	17	44	6	14	0	0	0	0	4	14	0.318	0.318	0.318	0.636	30	0	2	0.938	1.765
	Velie, Rick	20	55	14	27	3	0	0	0	8	30	0.491	0.517	0.491	1.008	28	8	9	0.800	1.800
	Velie, Tom	18	50	7	20	1	0	0	0	8	21	0.400	0.412	0.400	0.812	17	0	1	0.944	0.944
	13	187	507	140	242	29	17	6	2	106	306	0.477	0.506	0.546	1.052	279	66	41	0.894	1.845


















Player_Name	G	AB	R	H	BB	2B	3B	HR	RBI	TB	AVG	OBP	SLG	OPS	PO	A	E	FP	RF
-------------	---	----	---	---	----	----	----	----	-----	----	-----	-----	-----	-----	----	---	---	----	----

First Baptist Melb. White

	Almond, Mike	18	53	21	26	1	8	5	0	24	45	0.491	0.500	0.830	1.330	38	1	0	1.000	2.167
	Becker, Chad	2	7	3	4	0	0	2	0	0	8	0.571	0.571	1.143	1.714	7	0	1	0.875	3.500
	Cooper, Kipp	21	58	14	28	2	1	0	1	14	34	0.483	0.500	0.552	1.052	13	23	1	0.973	1.714
	Cooper, Marshall	6	14	3	3	0	0	0	0	3	3	0.214	0.214	0.214	0.429	0	0	0		0.000
	Cortes, Enrique	20	63	21	30	1	2	0	0	12	33	0.476	0.484	0.508	0.992	56	21	4	0.951	3.850
	Denzel, Lucas	9	23	5	9	1	0	0	0	1	10	0.391	0.417	0.391	0.808	0	0	0		0.000
	Geving, Steve	14	29	9	12	10	0	0	0	2	22	0.414	0.564	0.414	0.978	16	5	3	0.875	1.500
	Hatt, Josh	16	36	5	8	8	1	1	0	2	19	0.222	0.364	0.306	0.669	4	0	0	1.000	0.250
	Jordan, Keith	3	7	0	1	0	0	0	0	0	1	0.143	0.143	0.143	0.286	2	0	0	1.000	0.667
	Kirkpatrick, Bryan	12	36	13	21	2	2	2	0	13	29	0.583	0.605	0.750	1.355	19	24	2	0.956	3.583
	Manzano, Rick	18	49	9	17	2	2	0	0	7	21	0.347	0.373	0.388	0.760	17	2	2	0.905	1.056
	Osterholm, Bob	18	46	13	21	5	2	0	0	7	28	0.457	0.510	0.500	1.010	66	5	0	1.000	3.944
	Pavia, Jonathan	18	57	16	27	5	2	0	0	7	34	0.474	0.516	0.509	1.025	33	1	1	0.971	1.889
	Reid, Jason	16	43	17	23	4	2	2	0	9	33	0.535	0.574	0.674	1.249	23	14	7	0.841	2.313
	Sullivan, Jerrad	12	33	9	17	2	0	1	1	10	24	0.515	0.543	0.667	1.210	20	0	1	0.952	1.667
	Tiziani, Daniel	4	11	1	6	0	1	0	0	3	7	0.545	0.545	0.636	1.182	3	0	0	1.000	0.750
	Tiziani, Marc	6	14	4	6	1	1	1	0	4	10	0.429	0.467	0.643	1.110	3	0	1	0.750	0.500
	Tiziani, Mike	14	42	11	16	1	3	3	0	14	26	0.381	0.395	0.595	0.991	26	36	9	0.873	4.429
	18	227	621	174	275	45	27	17	2	132	387	0.443	0.480	0.551	1.031	346	132	32	0.937	2.106

















Player_Name	G	AB	R	H	BB	2B	3B	HR	RBI	TB	AVG	OBP	SLG	OPS	PO	A	E	FP	RF
-------------	---	----	---	---	----	----	----	----	-----	----	-----	-----	-----	-----	----	---	---	----	----

First Baptist Fellsmere

	Gibson, Devon	14	27	2	11	2	0	0	0	4	13	0.407	0.448	0.407	0.856	10	0	0	1.000	0.714
	H, Dean	2	3	0	0	0	0	0	0	0	0	0.000	0.000	0.000	0.000	4	0	0	1.000	2.000
	Hatfield, Chayse	18	43	13	14	7	0	0	1	2	24	0.326	0.420	0.395	0.815	19	8	2	0.931	1.500
	Herrera, Pete	14	31	1	7	0	0	1	0	4	9	0.226	0.226	0.290	0.516	14	3	1	0.944	1.214
	Herrera, Tabitha	16	37	3	8	0	1	0	0	3	9	0.216	0.216	0.243	0.459	10	8	1	0.947	1.125
	Johns, David	12	26	6	14	2	1	1	0	4	19	0.538	0.571	0.654	1.225	16	0	1	0.941	1.333
	Johns, Michelle	5	8	0	2	1	0	0	0	0	3	0.250	0.333	0.250	0.583	4	0	0	1.000	0.800
	Johns, Ryan	20	51	13	20	2	2	0	1	4	27	0.392	0.415	0.490	0.905	37	7	3	0.936	2.200
	Johns, Susie	10	19	4	2	2	0	0	0	0	4	0.105	0.190	0.105	0.296	5	0	0	1.000	0.500
	Kauth, Brianna	9	18	1	3	0	0	0	0	1	3	0.167	0.167	0.167	0.333	9	0	0	1.000	1.000
	Lewis, LaBeckka	10	15	2	3	2	0	1	0	0	7	0.200	0.294	0.333	0.627	6	0	1	0.857	0.600
	Lewis, Lawrence	19	48	30	26	2	5	2	6	18	55	0.542	0.560	1.104	1.664	45	26	6	0.922	3.737
	Luke, Lillie	13	22	4	8	1	0	0	0	7	9	0.364	0.391	0.364	0.755	13	0	2	0.867	1.000
	Montgomery, Jonathan	13	25	2	12	1	2	1	1	8	20	0.480	0.500	0.760	1.260	15	2	1	0.944	1.308
	Moss, Roger	7	15	5	8	1	0	1	0	2	11	0.533	0.563	0.667	1.229	6	1	0	1.000	1.000
	Villalobos, Nick	10	17	1	4	2	0	0	0	2	6	0.235	0.316	0.235	0.551	6	2	1	0.889	0.800
	Wise, John	14	29	3	6	0	0	0	0	1	6	0.207	0.207	0.207	0.414	11	1	1	0.923	0.857
	Yates, Michael	3	7	1	3	0	0	0	0	1	3	0.429	0.429	0.429	0.857	3	0	0	1.000	1.000
18		209	441	91	151	25	11	7	9	61	228	0.342	0.378	0.460	0.838	233	58	20	0.936	1.392

















Player_Name	G	AB	R	H	BB	2B	3B	HR	RBI	TB	AVG	OBP	SLG	OPS	PO	A	E	FP	RF
-------------	---	----	---	---	----	----	----	----	-----	----	-----	-----	-----	-----	----	---	---	----	----

Faith Baptist

	Bond, AJ	19	48	8	20	1	1	0	0	10	22	0.417	0.429	0.438	0.866	49	3	2	0.963	2.737
	Doyle, Clay	6	16	3	6	0	0	0	0	2	6	0.375	0.375	0.375	0.750	5	0	2	0.714	0.833
	Easterling, Jake	13	30	4	10	0	0	0	0	3	10	0.333	0.333	0.333	0.667	14	0	0	1.000	1.077
	Gall, Andrew	9	19	5	10	1	1	1	0	3	14	0.526	0.550	0.684	1.234	5	0	1	0.833	0.556
	Gibson, Joey	12	31	8	14	2	0	0	1	7	19	0.452	0.485	0.548	1.033	14	0	4	0.778	1.167
	Heatherton, BJ	14	39	3	15	5	0	0	0	8	20	0.385	0.455	0.385	0.839	10	6	0	1.000	1.143
	Heatherton, Butch	12	35	10	12	1	2	0	0	8	15	0.343	0.361	0.400	0.761	34	1	1	0.972	2.917
	Holder, Traci	5	11	2	6	0	0	0	0	1	6	0.545	0.545	0.545	1.091	0	0	0		0.000
	McGrath, Jason	20	61	33	34	4	12	2	1	17	57	0.557	0.585	0.869	1.453	39	10	3	0.942	2.450
	Merrill, Brad	8	18	2	8	1	1	0	0	4	10	0.444	0.474	0.500	0.974	2	0	0	1.000	0.250
	Preston, Randy	18	52	25	25	4	3	0	4	18	44	0.481	0.518	0.769	1.287	41	1	2	0.955	2.333
	Schulz, Chris	20	57	21	31	1	2	0	0	16	34	0.544	0.552	0.579	1.131	38	19	4	0.934	2.850
	Stoddart, Aaron	13	31	5	10	0	1	0	0	2	11	0.323	0.323	0.355	0.677	7	0	0	1.000	0.538
	Stoddart, Bryan	20	55	20	29	1	1	1	2	22	39	0.527	0.536	0.691	1.227	23	2	1	0.962	1.250
	Thomas, Matt	16	49	23	27	4	3	0	0	9	34	0.551	0.585	0.612	1.197	26	30	2	0.966	3.500
	Tremain, Jason	19	53	19	31	0	3	1	0	18	36	0.585	0.585	0.679	1.264	16	17	5	0.868	1.737
	Wigley, Robert	6	14	2	3	0	0	0	0	0	3	0.214	0.214	0.214	0.429	4	0	2	0.667	0.667
17		230	619	193	291	25	30	5	8	148	380	0.470	0.491	0.574	1.064	327	89	29	0.935	1.809
















Player_Name	G	AB	R	H	BB	2B	3B	HR	RBI	TB	AVG	OBP	SLG	OPS	PO	A	E	FP	RF
-------------	---	----	---	---	----	----	----	----	-----	----	-----	-----	-----	-----	----	---	---	----	----

Eau Gallie 1st Baptist

 Brown, Zach	12	37	13	15	1	0	1	3	7	27	0.405	0.421	0.703	1.124	23	2	2	0.926	2.083
 Buehler, Chuck	20	53	15	32	6	2	1	1	22	45	0.604	0.644	0.736	1.380	32	4	1	0.973	1.800
 Bussendorf, Greg	18	49	24	25	5	2	2	1	18	39	0.510	0.556	0.694	1.249	32	2	1	0.971	1.889
 Bussendorf, Kathy	16	36	7	8	1	0	0	0	2	9	0.222	0.243	0.222	0.465	7	0	1	0.875	0.438
 Clark, Gary	2	4	2	2	0	0	0	0	2	2	0.500	0.500	0.500	1.000	0	0	0		0.000
 Clermont, Ryan	18	58	21	31	0	1	3	4	34	50	0.534	0.534	0.862	1.397	31	31	12	0.838	3.444
 Jinright, Jordan	14	37	3	13	1	1	0	0	7	15	0.351	0.368	0.378	0.747	10	2	1	0.923	0.857
 Mazella, Joe	16	39	9	12	4	1	0	0	10	17	0.308	0.372	0.333	0.705	14	12	1	0.963	1.625
 McKinley, Kyle	20	63	26	24	4	0	0	0	11	28	0.381	0.418	0.381	0.799	46	13	3	0.952	2.950
 Miller, Bucky	2	5	0	1	0	0	0	0	0	1	0.200	0.200	0.200	0.400	1	2	0	1.000	1.500
 Moore, Jesse	18	53	17	26	3	3	0	0	17	32	0.491	0.518	0.547	1.065	48	6	4	0.931	3.000
 Murphy, Darrell	18	57	24	20	5	0	0	2	5	31	0.351	0.403	0.456	0.859	30	6	3	0.923	2.000
 Murphy, Michael	1	2	0	1	0	0	0	0	0	1	0.500	0.500	0.500	1.000	0	0	0		0.000
 Nygard, Dave	18	52	14	26	2	0	0	0	6	28	0.500	0.519	0.500	1.019	31	2	2	0.943	1.833
 Richard, Chad	18	59	25	31	2	4	3	1	16	46	0.525	0.541	0.746	1.287	23	24	10	0.825	2.611
 Tolman, Ryan	6	16	6	10	2	0	0	0	6	12	0.625	0.667	0.625	1.292	9	2	1	0.917	1.833
16	217	620	206	277	36	14	10	12	163	383	0.447	0.477	0.560	1.037	337	108	42	0.914	2.051
















Player_Name	G	AB	R	H	BB	2B	3B	HR	RBI	TB	AVG	OBP	SLG	OPS	PO	A	E	FP	RF
-------------	---	----	---	---	----	----	----	----	-----	----	-----	-----	-----	-----	----	---	---	----	----

Discover Life

	Eckols, Cody	20	62	31	27	3	0	0	0	14	30	0.435	0.462	0.435	0.897	31	6	5	0.881	1.850
	Freeman, Johnny	2	6	2	4	0	0	0	0	2	4	0.667	0.667	0.667	1.333	1	0	0	1.000	0.500
	Grosso, Joe	19	57	22	28	1	2	3	1	25	40	0.491	0.500	0.684	1.184	27	4	2	0.939	1.632
	Grosso, Tony	17	43	13	22	1	1	0	1	11	27	0.512	0.523	0.605	1.127	21	3	1	0.960	1.412
	Hamilton, John	9	21	11	13	0	1	0	1	4	17	0.619	0.619	0.810	1.429	9	3	0	1.000	1.333
	Hitte, Chris	3	8	4	4	1	0	0	0	1	5	0.500	0.556	0.500	1.056	6	1	0	1.000	2.333
	Lewis, Nick	8	19	4	5	2	0	0	1	6	10	0.263	0.333	0.421	0.754	12	8	4	0.833	2.500
	Liscum, Tony	21	47	9	21	1	0	0	0	11	22	0.447	0.458	0.447	0.905	19	5	2	0.923	1.143
	Millar, Chris	14	37	10	19	1	0	0	0	12	20	0.514	0.526	0.514	1.040	32	0	2	0.941	2.286
	Nobles, Daniel	13	26	7	12	0	0	0	0	4	12	0.462	0.462	0.462	0.923	17	1	2	0.900	1.385
	Pace, Ray	12	25	4	11	0	0	0	0	3	11	0.440	0.440	0.440	0.880	9	1	3	0.769	0.833
	Pace, Russ	14	44	18	18	5	2	0	2	6	31	0.409	0.469	0.591	1.060	18	1	3	0.864	1.357
	Pichard, Barry	16	46	11	21	0	0	0	0	8	21	0.457	0.457	0.457	0.913	20	12	1	0.970	2.000
	Pichard, Brent	23	77	34	38	0	5	2	0	15	47	0.494	0.494	0.610	1.104	33	25	6	0.906	2.522
	Pichard, Jared	2	4	0	2	0	0	0	0	0	2	0.500	0.500	0.500	1.000	3	0	0	1.000	1.500
	Rexach, Israel	11	23	5	7	0	0	1	0	4	9	0.304	0.304	0.391	0.696	15	1	3	0.842	1.455
	Rivera, Erik	12	35	11	17	1	2	0	2	11	26	0.486	0.500	0.714	1.214	13	4	4	0.810	1.417
	Roberson, Gerry	5	9	2	4	1	0	0	0	2	5	0.444	0.500	0.444	0.944	3	0	0	1.000	0.600
	Wadsworth, Jason	16	45	17	27	0	3	0	1	9	33	0.600	0.600	0.733	1.333	21	4	3	0.893	1.563
	Wadsworth, Mark	16	48	19	23	4	3	0	2	19	36	0.479	0.519	0.667	1.186	19	10	1	0.967	1.813
20		253	682	234	323	21	19	6	11	167	408	0.474	0.489	0.567	1.057	329	89	42	0.909	1.652













Player_Name	G	AB	R	H	BB	2B	3B	HR	RBI	TB	AVG	OBP	SLG	OPS	PO	A	E	FP	RF
-------------	---	----	---	---	----	----	----	----	-----	----	-----	-----	-----	-----	----	---	---	----	----

Disciples of Christ

	Charriez, Luis	19	55	20	33	5	0	3	0	15	44	0.600	0.633	0.709	1.342	23	9	3	0.914	1.684
	Coreano, Michael	4	12	4	8	1	0	2	0	3	13	0.667	0.692	1.000	1.692	4	1	0	1.000	1.250
	Corps, Edwin	4	6	3	5	0	0	0	0	1	5	0.833	0.833	0.833	1.667	2	0	1	0.667	0.500
	DeLeon, Roberto	18	53	17	25	4	1	0	0	13	30	0.472	0.509	0.491	0.999	19	5	5	0.828	1.333
	Encarnacion, Jorge	19	61	24	26	8	0	1	1	13	39	0.426	0.493	0.508	1.001	29	1	2	0.938	1.579
	Estevez, Alex	16	58	15	21	1	1	3	0	10	29	0.362	0.373	0.483	0.856	29	20	6	0.891	3.063
	Lipford, Calvin	21	65	33	36	6	1	2	0	20	47	0.554	0.592	0.631	1.222	31	21	5	0.912	2.476
	Lopez, Mark	19	64	26	36	3	2	5	0	18	51	0.563	0.582	0.750	1.332	41	10	4	0.927	2.684
	Mendez, David	12	31	15	13	2	1	0	0	7	16	0.419	0.455	0.452	0.906	7	0	2	0.778	0.583
	Ramos, David	7	21	7	10	0	0	0	0	5	10	0.476	0.476	0.476	0.952	10	4	1	0.933	2.000
	Real, Wilberto	16	47	18	19	3	4	0	0	7	26	0.404	0.440	0.489	0.929	18	7	1	0.962	1.563
	Rivera, Carlos	3	9	4	3	0	0	0	0	2	3	0.333	0.333	0.333	0.667	0	0	0		0.000
	Rivera, Dennis	7	14	6	14	6	0	0	0	1	20	1.000	1.000	1.000	2.000	4	1	1	0.833	0.714
	Rosado, Miguel	19	51	17	23	1	3	0	1	16	30	0.451	0.462	0.569	1.030	32	3	4	0.897	1.842
	Santos, Ray	16	52	16	27	2	2	1	0	13	33	0.519	0.537	0.596	1.133	37	6	2	0.956	2.688
	Torres, Juan	12	35	9	13	2	1	0	0	4	16	0.371	0.405	0.400	0.805	11	7	0	1.000	1.500
16		212	634	234	312	44	16	17	2	148	412	0.492	0.525	0.580	1.106	297	95	37	0.914	1.849












Player_Name	G	AB	R	H	BB	2B	3B	HR	RBI	TB	AVG	OBP	SLG	OPS	PO	A	E	FP	RF
-------------	---	----	---	---	----	----	----	----	-----	----	-----	-----	-----	-----	----	---	---	----	----

Central Baptist

	Creagan, Aaron	20	55	18	22	5	1	2	1	11	35	0.400	0.450	0.545	0.995	33	2	3	0.921	1.750
	Creagan, Ryan	21	67	26	32	0	3	3	2	33	47	0.478	0.478	0.701	1.179	41	50	11	0.892	4.333
	Durfee, Kyle	14	43	25	30	5	1	1	1	12	41	0.698	0.729	0.837	1.566	45	0	1	0.978	3.214
	Galluccio, Mike Jr	14	41	24	27	0	4	2	1	21	38	0.659	0.659	0.927	1.585	20	21	12	0.774	2.929
	Gilley, Steven	20	67	41	48	2	6	4	0	17	64	0.716	0.725	0.925	1.650	23	2	2	0.926	1.250
	Hile, Dal	20	50	13	20	9	0	3	1	7	38	0.400	0.492	0.580	1.072	48	15	9	0.875	3.150
	Kirkland, Clent	20	56	20	22	6	0	1	0	17	30	0.393	0.452	0.429	0.880	7	13	3	0.870	1.000
	Medina, David	18	42	12	11	3	1	0	0	4	15	0.262	0.311	0.286	0.597	3	0	3	0.500	0.167
	Melachrinis, Mike	20	59	27	35	4	1	3	2	25	52	0.593	0.619	0.814	1.433	90	4	5	0.949	4.700
	Murphy, Pat	20	62	21	40	0	2	4	3	35	59	0.645	0.645	0.952	1.597	14	7	4	0.840	1.050
	Tuggle, Gary	20	56	8	30	6	0	0	1	14	39	0.536	0.581	0.589	1.170	0	0	0		0.000
	Wiseman, Larry	20	49	12	19	6	1	0	0	9	26	0.388	0.455	0.408	0.863	14	7	5	0.808	1.050
12		227	647	247	336	46	20	23	12	205	484	0.519	0.551	0.677	1.228	338	121	58	0.888	2.022

Player_Name	G	AB	R	H	BB	2B	3B	HR	RBI	TB	AVG	OBP	SLG	OPS	PO	A	E	FP	RF
-------------	---	----	---	---	----	----	----	----	-----	----	-----	-----	-----	-----	----	---	---	----	----

Center Pointe

 Bransford, Braun	18	65	12	25	0	1	0	0	12	26	0.385	0.385	0.400	0.785	43	0	2	0.956	2.389
 DeLeon, Jason	20	71	15	32	4	2	0	0	17	38	0.451	0.480	0.479	0.959	51	10	4	0.938	3.050
 Hernandez, Tony	22	86	49	47	6	7	2	1	25	67	0.547	0.576	0.709	1.285	28	13	6	0.872	1.864
 Horne, Frank	20	72	36	38	2	3	4	2	31	57	0.528	0.541	0.764	1.304	40	3	1	0.977	2.150
 Jones, Steve	12	47	16	28	1	3	1	0	16	34	0.596	0.604	0.702	1.306	18	17	3	0.921	2.917
 Link, Steve	8	27	6	14	0	0	0	0	4	14	0.519	0.519	0.519	1.037	19	4	1	0.958	2.875
 Lynn, GaryJr	21	67	14	22	4	1	0	0	6	27	0.328	0.366	0.343	0.709	15	3	1	0.947	0.857
 Millen, Travis	12	40	12	15	2	1	0	1	15	21	0.375	0.405	0.475	0.880	34	4	1	0.974	3.167
 Millen, Tyler	18	72	33	34	4	3	1	1	14	46	0.472	0.500	0.583	1.083	11	10	1	0.955	1.167
 Miller, Andy	12	50	32	29	2	7	0	0	15	38	0.580	0.596	0.720	1.316	26	1	1	0.964	2.250
 Padilla, Scott	20	66	31	34	3	4	1	0	22	43	0.515	0.536	0.606	1.142	32	29	3	0.953	3.050
11	183	663	256	318	28	32	9	5	177	411	0.480	0.501	0.578	1.078	317	94	24	0.945	2.246

Player_Name	G	AB	R	H	BB	2B	3B	HR	RBI	TB	AVG	OBP	SLG	OPS	PO	A	E	FP	RF
302	4101	11653	3848	5404	621	400	204	141	2849	7256	0.464	0.491	0.569	1.060	5965	1795	654	0.922	1.892